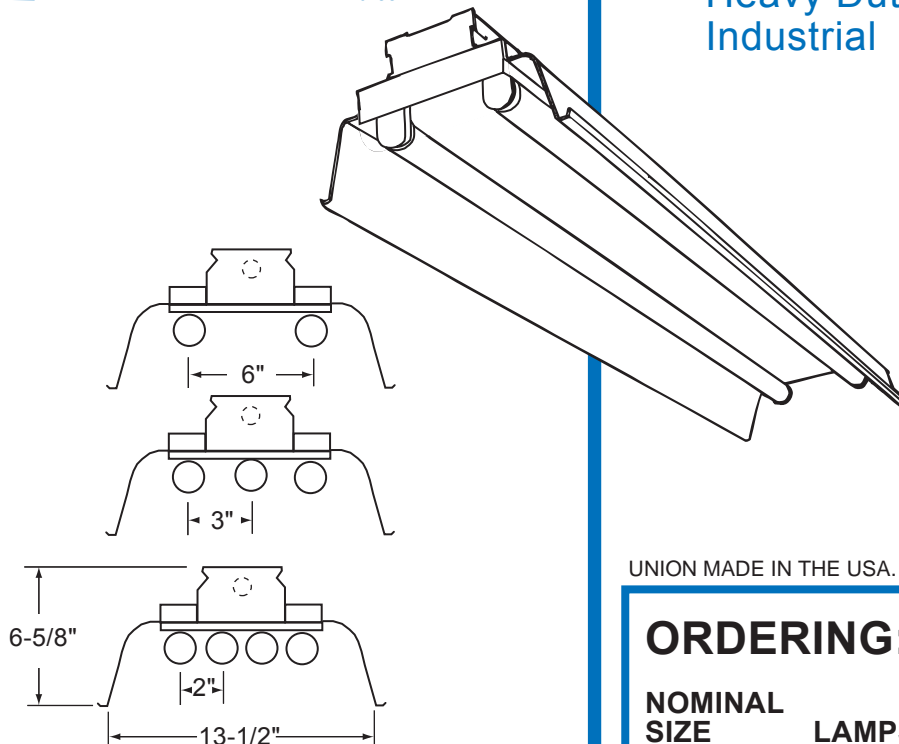


SERIES 407X

Heavy Duty
Industrial



UNION MADE IN THE USA.

ORDERING:

NOMINAL SIZE	LAMPS	CATALOG NUMBER
13½"X 4'	2-F032	407X-*-248T8
13½"X 8'	2-F096	407X-*-296T8
13½"X 4'	3-F032	407X-*-348T8
13½"X 8'	3-F096	407X-*-396T8
13½"X 4'	4-F032	407X-*-448T8
13½"X 8'	4-F032	407X-*-248-2T8
13½"X 8'	4-F096	407X-*-496T8
13½"X 8'	6-F032	407X-*-348-2T8
13½"X 8'	8-F032	407X-*-448-2T8
2-13½"X 8'	8-F032	407X-*-248-2T8-2T8 (TW)
2-13½"X 8'	12-F096	407X-*-348-2T8-2T8 (TW)
2-13½"X 8'	16-F096	407X-*-448-2T8-2T8 (TW)

INSERT VOLTAGE AT END OF CATALOG NUMBER

FEATURES:

- DIE FORMED RIBBED REFLECTOR POST PAINTED WITH HIGH REFLECTANCE POWDER COAT FINISH
- SURFACE OR SUSPENDED MOUNTING
- OPTIONAL COUPLERS AND ALIGNERS TO INSURE STRAIGHT ROWS
- POWER SUPPLY K.O.'S OFFSET FROM FIXTURE CENTERLINE FOR INSTALLATION EASE
- PRE - WIRED 16' COMBINATIONS AVAILABLE TANDEM WIRED
- DESIGNED FOR ONE OR TWO MOUNTING DEVICES PER 8 FOOT UNIT
- STANDARD OR APERTURED REFLECTORS
- OPTIONAL FACTORY INSTALLED BRANCH CIRCUIT WIRING ELIMINATES TIME CONSUMING ELECTRICAL CONNECTIONS
- CROPPED END CAP PROVIDES CONTINUOUS LAMP APPEARANCE IN ROW MOUNTING

NOTES:

1. * D DESIGNATES SOLID REFLECTOR OR U FOR APERTURED REFLECTOR WITH 15% UP-LIGHT
2. AVAILABLE IN T12 RAPID START (RS), SLIMLINE, HO AND VHO
3. WIRE GUARDS AND LOUVER OPTIONS SHOWN ON BACK OF PAGE

MANUFACTURING
1715 KIBBY ROAD - MERCED - CALIFORNIA - 95340
(209) 723-9120 - FAX: (209) 723-9131

SALES OFFICE
14722 WICKS BLVD. - SAN LEANDRO - CALIFORNIA - 94577-6718
(510) 667-6950 - FAX: (510) 667-6959

series 407X.ai
021121

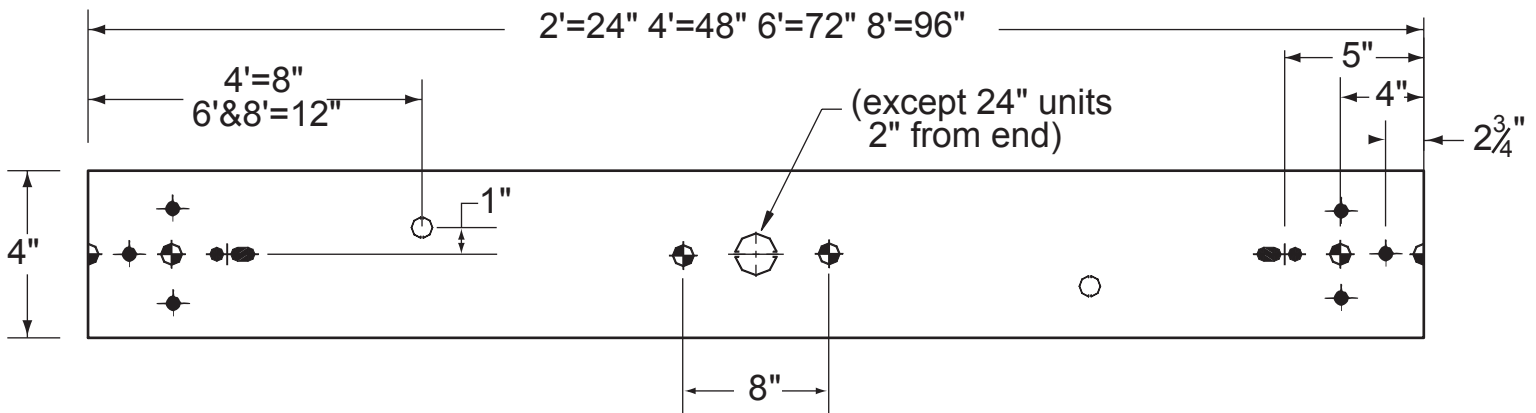
BACK DETAIL

NOTES:

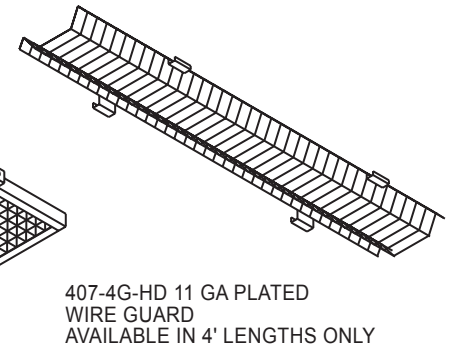
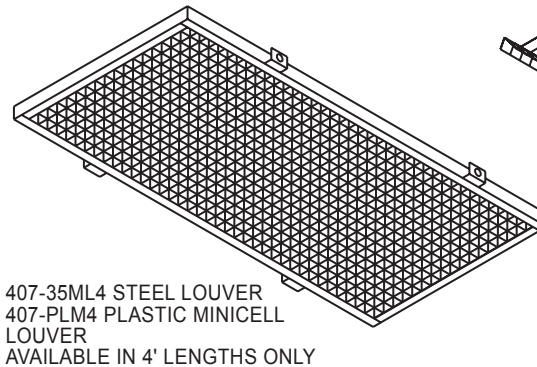
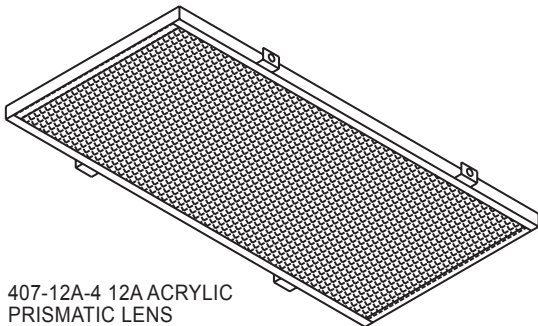
407TW RAPID START FIXTURES ARE 50" OVERALL LENGTH. 407TW RAPID START FIXTURES ARE 100" OVERALL LENGTH



Back detail symbols



ACCESSORIES



NOTE

All fixtures must be installed, wired and grounded in accordance with the National Electric Code and all other applicable codes.

!!! WARNING !!!

RISK OF FIRE OR ELECTRICAL SHOCK. ELECTRICAL PARTS MAY BE DAMAGED WHEN DRILLING OR USING "TEK" SCREWS FOR INSTALLATION OF MOUNTING HARDWARE. CHECK ENCLOSED WIRING AND COMPONENTS. USE CAUTION WHEN DRILLING "TEK" SCREWS INTO A BLIND AREA. TO PREVENT WIRING DAMAGE DO NOT EXPOSE WIRING TO SHARP EDGES.

