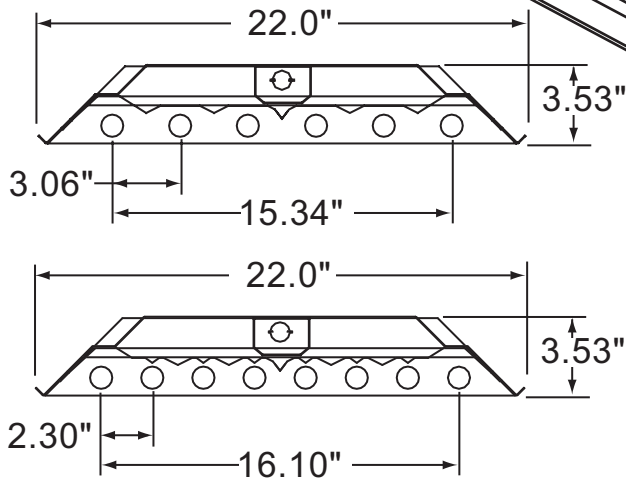


SERIES 808

T8 OR T5 High Efficiency
High/Low Bay
Industrial Fixture

optional motion
sensor



FEATURES:

- DESIGNED TO REPLACE HID FIXTURES
- COMES STANDARD WITH HIGH BALLAST FACTOR UNIVERSAL VOLTAGE
- FIXTURE HOUSING POST PAINTED IN A HIGH REFLECTANCE POWDER COAT FINISH
- T8 LAMP TECHNOLOGY ELIMINATES RESTRIKE DELAY AND MAINTAINS A HIGHER PERCENT OF RATED LUMENS
- PROVIDES 82 CRI, OPERATES COOLER AND USES SIGNIFICANTLY LESS ENERGY THAN HID'S
- REFLECTOR DESIGN PROVIDES MAXIMUM SYSTEM PERFORMANCE
- END MOUNTED EXTERNAL SENSOR
- 95% HIGH REFLECTANCE SPECULAR MIRROR REFLECTOR STANDARD
- POWDER COAT HIGH (92% OR BETTER) REFLECTANCE REFLECTOR OPTIONAL
- OPTIONAL UPLIGHT

UNION MADE IN THE USA.

ORDERING:

NOMINAL SIZE	LAMPS	CATALOG NUMBER
22"X 48"	8-FO32	808-*-848T8
22"X 48"	6-FO32	808-*-648T8
22"X 48"	8-FO32	808-*-848T5HO
22"X 48"	6-FO32	808-*-648T5HO

INSERT VOLTAGE AT END OF CATALOG NUMBER

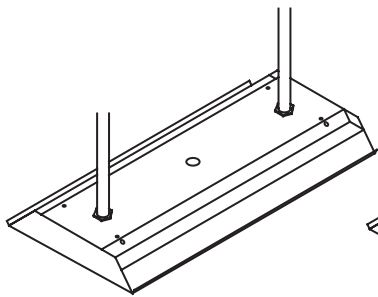
NOTES:

1. SPECIFY MOUNTING REQUIREMENTS
2. SEE OPTIONAL MOUNTING SYSTEMS ON BACK DETAIL
3. * "SR" SIGNIFIES SPECULAR REFLECTOR
* "PK" SIGNIFIES POWDER COAT REFLECTOR
4. OPTIONAL FACTORY INSTALLED MOTION SENSOR
5. OPTIONAL DOOR FRAME WITH LENS OR WIRE GUARD

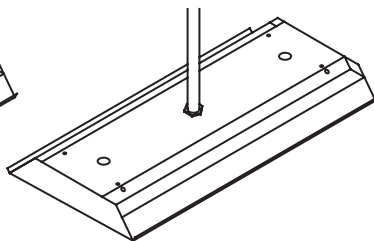
MANUFACTURING
1715 KIBBY ROAD - MERCED - CALIFORNIA - 95340
(209) 723-9120 - FAX: (209) 723-9131

SALES OFFICE
14722 WICKS BLVD. - SAN LEANDRO - CALIFORNIA - 94577-6718
(510) 667-6950 - FAX: (510) 667-6959

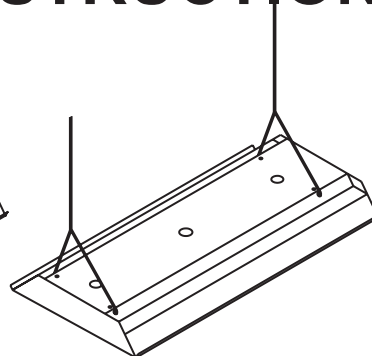
PENDANT AND DOTTIE HANGER MOUNTING INSTRUCTIONS



DUAL PENDANT



SINGLE PENDANT

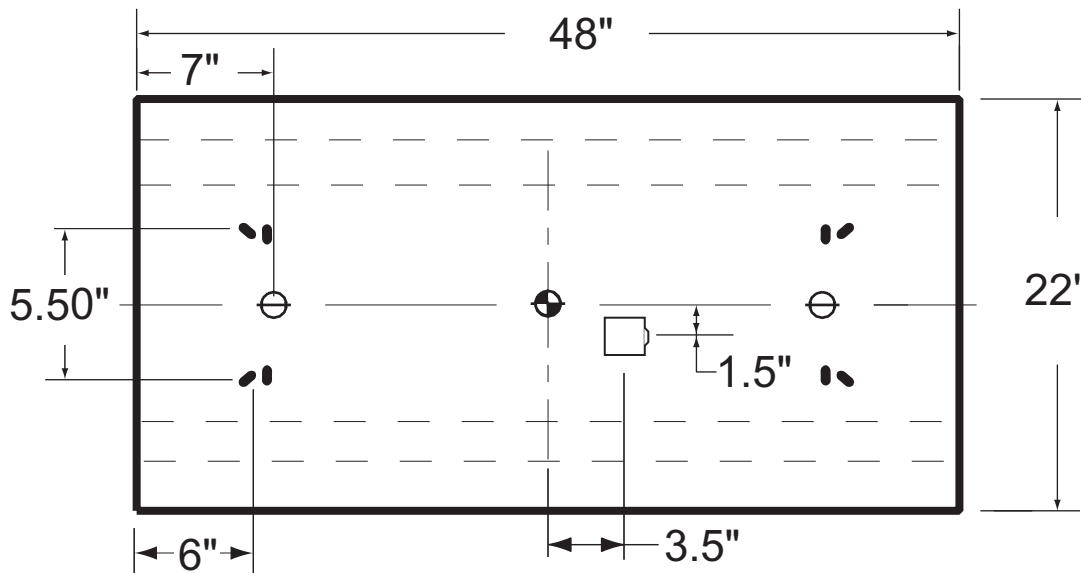






DOTTIE HANGER

!!! WARNING !!!
RISK OF FIRE OR ELECTRICAL SHOCK. ELECTRICAL PARTS MAY BE DAMAGED WHEN DRILLING OR USING "TEK" SCREWS FOR INSTALLATION OF MOUNTING HARDWARE. CHECK ENCLOSED WIRING AND COMPONENTS. USE CAUTION WHEN DRILLING "TEK" SCREWS INTO A BLIND AREA. TO PREVENT WIRING DAMAGE DO NOT EXPOSE WIRING TO SHARP EDGES.

NOTE
All fixtures must be installed, wired and grounded in accordance with the National Electric Code and all other applicable codes.

NOTE
NEVER hang or mount fixture from wire access plate. Always use industry standard mounting systems.



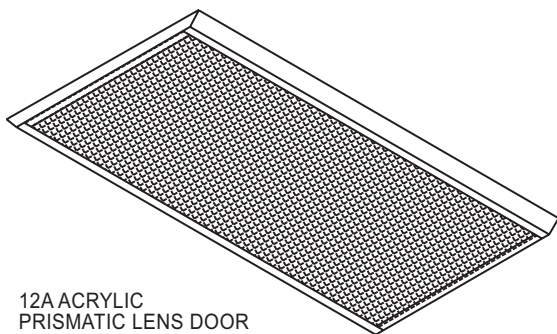
-  DOTTIE SLOT
-  7/8" K.O.
-  11/16" K.O.
-  WIRE ACCESS COVER PLATE

Back detail symbols

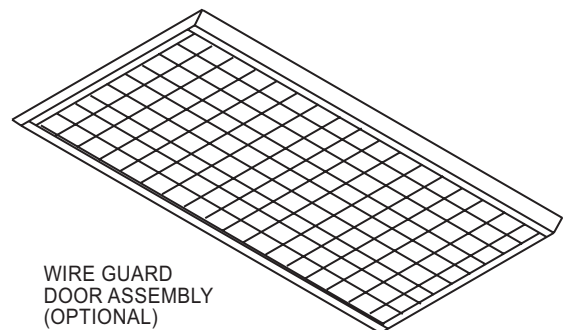
ACCESSORIES

HOOK
HOOK MOUNTING PLATE
6' CORD
PLUG

4-6' MOUNTING CHAIN W/ "S" HOOKS
4-3' MOUNTING CHAIN W/ "S" HOOKS
6' PENDANT MOUNTING KIT (CS150)
6' STEM W/ LOCK NUTS
DOOR FRAME W/ 12A LENS
DOOR FRAME W/ WIRE GUARD



12A ACRYLIC
PRISMATIC LENS DOOR
ASSEMBLY (OPTIONAL)



WIRE GUARD
DOOR ASSEMBLY
(OPTIONAL)

